

Name of meeting: Corporate Parenting Board
Date: 24 October 2019
Title of report: Number and Age of Children in Care

Purpose of report

To provide information to Corporate Parenting Board on a regular basis relating to the number and profile of children in our care, including information relating to the number placed outside of the District.

Key Decision - Is it likely to result in spending or saving £250k or more, or to have a significant effect on two or more electoral wards?	NA
Key Decision - Is it in the Council's Forward Plan (key decisions and private reports?)	NA
The Decision - Is it eligible for call in by Scrutiny?	NA
Date signed off by <u>Strategic Director</u> & name	Elaine McShane (for Mel Meggs) – 14.10.19
Is it also signed off by the Service Director for Finance IT and Transactional Services?	NA
Is it also signed off by the Service Director for Legal Governance and Commissioning Support?	NA
Cabinet member portfolio	Cllr V Kendrick Childrens Portfolio

Electoral wards affected: All

Ward councillors consulted: No

Public or private: Public

(Have you considered GDPR?)

Yes GDPR has been considered. The information in this report does not identify any individuals.

1. Summary

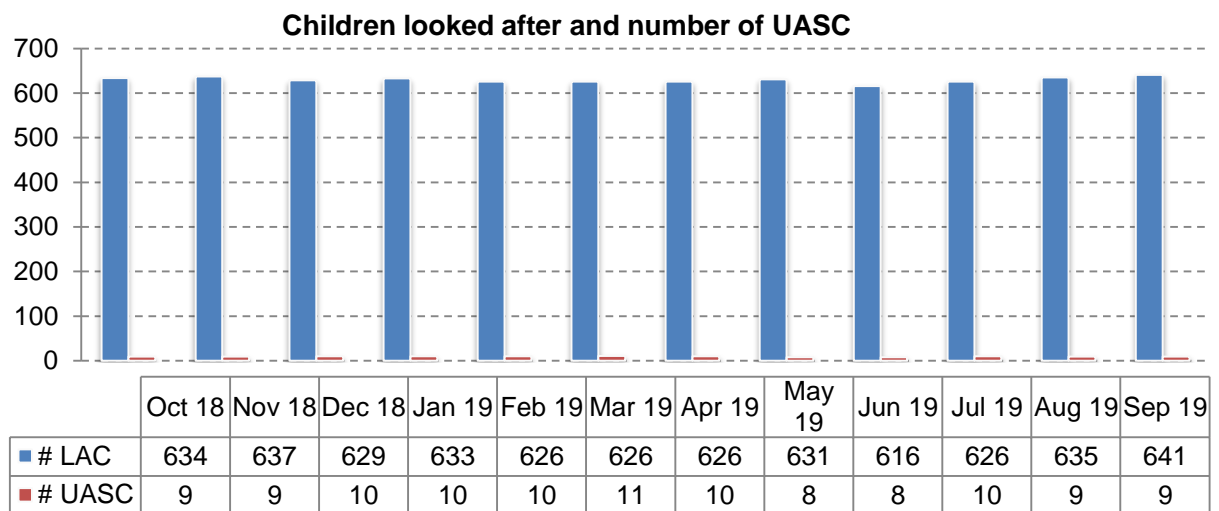
This graph shows the number of looked after children (excluding any looked after children receiving only S20 short term breaks) alongside the number of unaccompanied asylum seeking children (UASC).

The current number of LAC equates to a rate per 10,000 population aged 0-17 of **64.2** (63.6). This compares to a statistical neighbour average of 86.1 and a national average of 64.0 based on published data for March 2018.

Kirklees (September 19) = 64.2

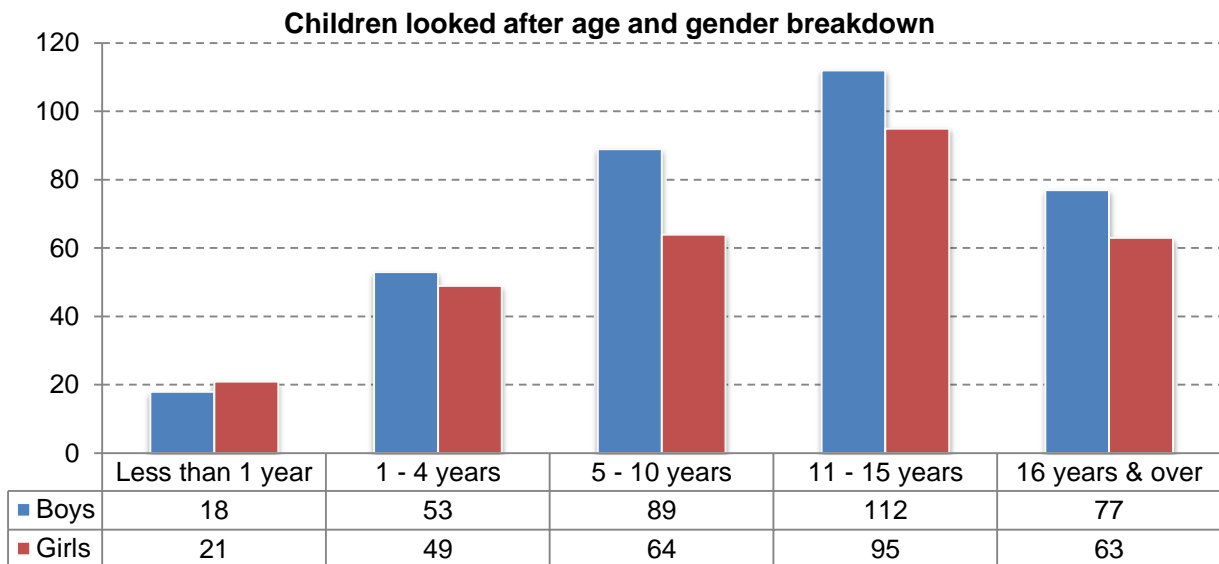
Statistical Neighbours (2018) = 86.1

England (2018) = 64.0



This graph shows the breakdown by age and gender of the children in care.

The largest age group for boys is 11 - 15 years with 112 (116) children and the largest age group for girls is 11 - 15 years with 95 (96) children.

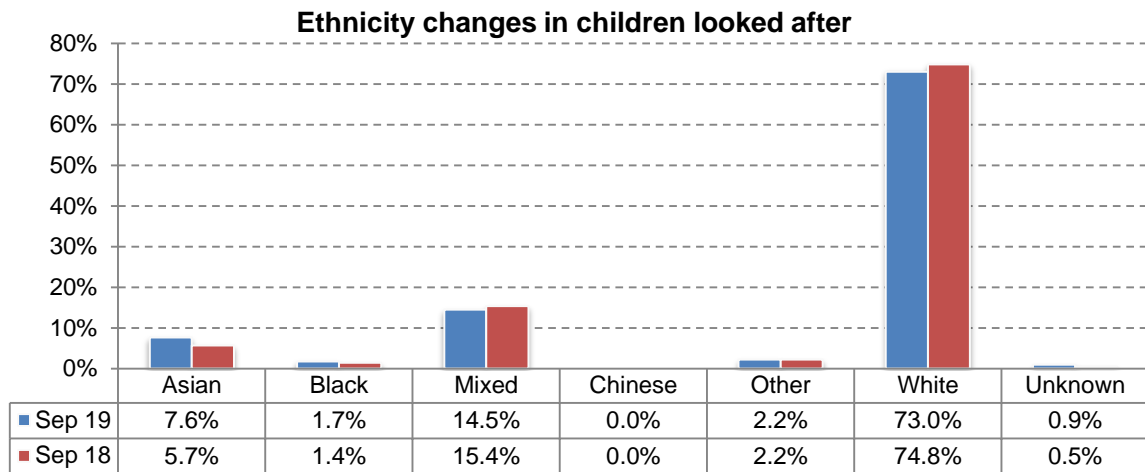


Statistical Neighbours

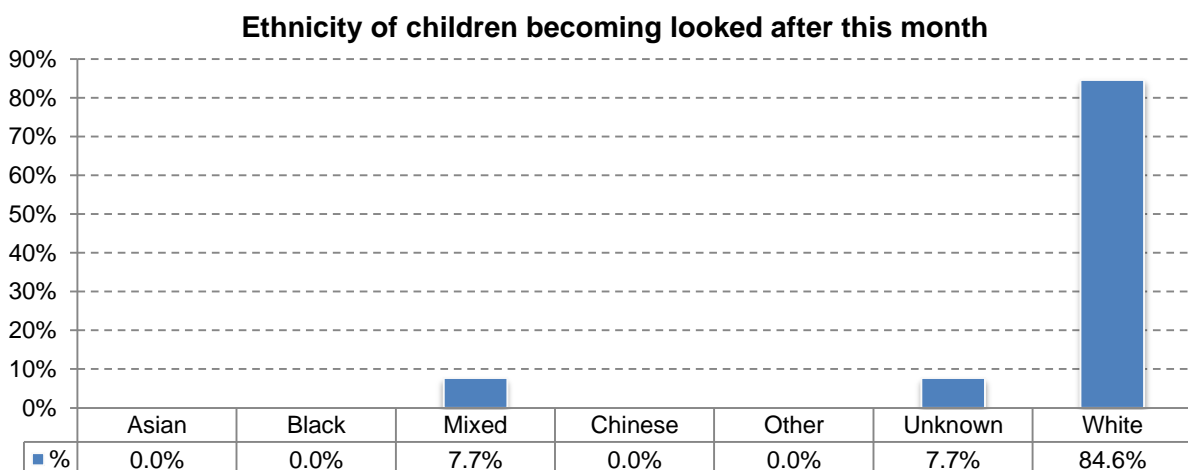
Local Authorities that the Department for Education regard as similar and close socio economically to Kirklees, not measured by population size.

Local Authorities "Very Close"* to Kirklees (* Source LAIT)
Kirklees Council
Rochdale Borough Council
Bolton Council
Calderdale Council
Bury Borough Council
Dudley MBC
Derby City
Lancashire Council
Stockton-on Tees Borough Council
Leeds City Council
Telford & Wrekin Council

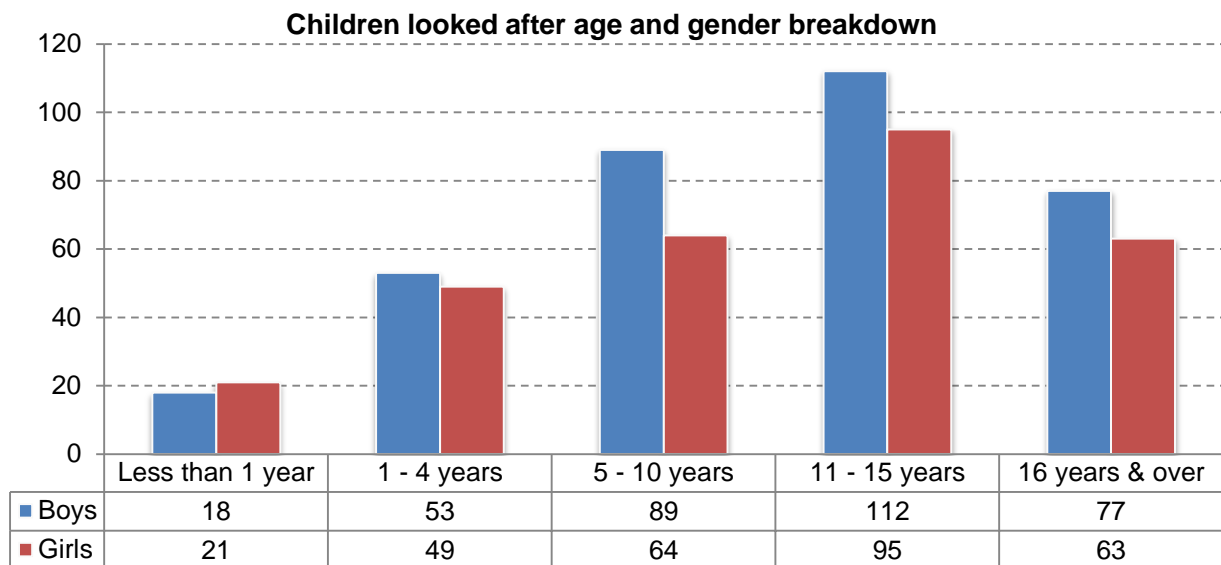
This graph shows the ethnic breakdown of the children looked after population at the end of September 2019 and the same point 12 months ago. This has been relatively stable throughout the period.



This graph shows the percentage breakdown by ethnicity of children entering care this month. Note that this outcome is based on small numbers. In September 2019 there were 13 young people who were recorded as entering care at the point of data extraction in the month of whom 11 were White, 1 was of mixed ethnicity and 1 did not yet have an ethnicity recorded.



This graph shows the breakdown by age and gender of the children in care. The largest age group for boys is 11 - 15 years with 112 (116) children and the largest age group for girls is 11 - 15 years with 95 (96) children.



Children and Young People placed more than 20 miles outside of Kirklees

The number of looked after children placed outside Kirklees District 20 plus miles from their home address was 78 on 30th September 2019. This follows a continuum of decline from a number of 127 in 2017, and a reduction of 17 over the last six months. The majority of our children and young people placed out of area are placed in foster care, the remainder are placed in children's homes, semi-independent homes, a small number in youth custody or other specialist settings.

	31 Mar 2019		30 Apr 2019		31 May 2019		30 Jun 2019		30 Sept 2019	
	Number	%	Number	%	Number	%	Number	%	Number	%
Placed outside Kirklees & over 20 miles from home address	105	16.8%	101	16.1%	103	16.3%	89	14.4%	78	12.2%

Semi Independent Accommodation aged 16 plus

There are forty three young people currently accommodated in semi-independent accommodation, thirty within District and thirteen of our young people are placed outside of the Kirklees District details below.

Placements outside of Kirklees in semi-independent living accommodation (not subject to Children's Home regulations)			
As at 30/09/2019			
LA of Placement	Aged 16	Aged 17	Total
Calderdale Metropolitan Borough Council		1	1
City of Bradford Metropolitan District Council	1	3	4
Devon County Council		1	1
Leeds City Council		7	7
Total	1	12	13
Legal Status	Aged 16	Aged 17	Total
Full Care Order	1	8	9
S20 CA 1989 - Single Placement		4	4
Total	1	12	13

2. **Information required to take a decision**

No decision is required, this report is submitted at the request of children's scrutiny to monitor the number of children in care.

3. **Implications for the Council**

3.1 **Working with People**

Not applicable

3.2 **Working with Partners**

Not applicable

3.3 **Place Based Working**

Not applicable

3.4 **Improving Outcomes for Children**

This information is provided at the request of Corporate Parenting Board to monitor the number of children in care their age and location of placements.

3.5 **Reducing demand of services**

Not applicable

3.6 **Other (eg Legal/Financial or Human Resources)**

Not applicable

4. **Consultees and their opinions**

Not applicable

5. **Next steps**

A similar report will be presented at a future Corporate Parenting Board.

6. **Officer recommendations and reasons**

That the Numbers of Children in Care be noted.

7. **Cabinet portfolio holder's recommendations**

Not applicable

8. **Contact officer**

Steve Comb Corporate Parenting

9. **Background Papers and History of Decisions**

Previous reports to the Corporate Parenting Board on number and age of children in care.

10. **Service Director responsible**

Elaine McShane, Service Director (Child Protection and Family Support)